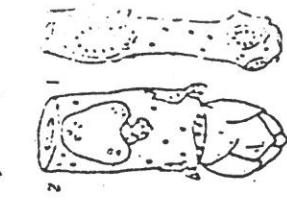


TWIGS OF COMMON TREES

Drawn by JOHN W. THOMSON, Assistant Professor, Department of Botany, University of Wisconsin



- 1. Catclaw
- 2. Horse Chestnut
- 3. Flowering Dogwood
- 4. Black Haw
- 5. Box Elder
- 6. Silver Maple
- 7. Red Maple
- 8. Hawthorne
- 9. Poison Sumac
- 10. Sugar Maple
- 11. Norway Maple

- 12. Black Ash
- 13. White Ash
- 14. Green Ash
- 15. Red Ash
- 16. Honey Locust
- 17. Black Locust
- 18. Furze
- 19. Black Walnut
- 20. Tulip Tree
- 21. Rusty Elm
- 22. Hackberry

- 23. Sour Gum, Tupelo
- 24. Sassafras
- 25. Sycamore
- 26. Willow
- 27. Black Birch
- 28. Yellow Birch
- 29. Paper or Cane Birch
- 30. Gray Birch
- 31. Hop Hornbeam
- 32. Chestnut

- 33. Basswood
- 34. American Hornbeam or Blue Beech
- 35. Slippery Elm
- 36. Rock Elm
- 37. American Elm
- 38. Athlone
- 39. Lombardy Poplar
- 40. Cottonwood
- 41. Silver Poplar

- 42. Large-toothed Aspen
- 43. Quaking Aspen
- 44. Beech
- 45. Pin Cherry
- 46. Wild Black Cherry
- 47. Black Cherry
- 48. Shadbush, Sweetsberry
- 49. Pear
- 50. Apple
- 51. Rowan Tree

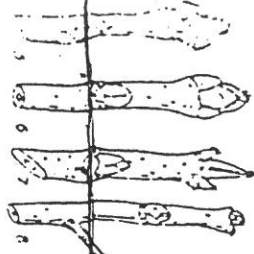
- 52. Horned Ash
- 53. Bittersweet
- 54. Shagbark Hickory
- 55. Pignut Hickory
- 56. Black Oak
- 57. Scrub Oak
- 58. Bur Oak
- 59. Red Oak
- 60. White Oak
- 61. Chestnut Oak
- 62. Swamp-White Oak



Twigs shown twice natural size

Identify twigs easily by observing:

- buds—their shape, size, scales
- bark—their color, the pattern,
- leaf scars
- pith—their color, if chambered (e. g. No. 19)



Identify twigs easily by observing:

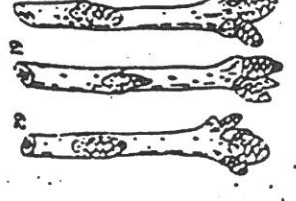
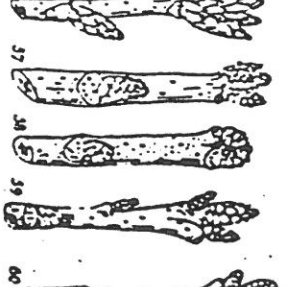
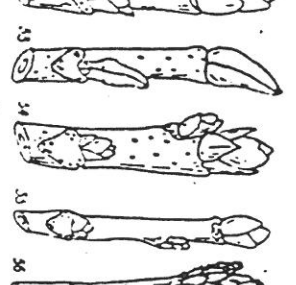
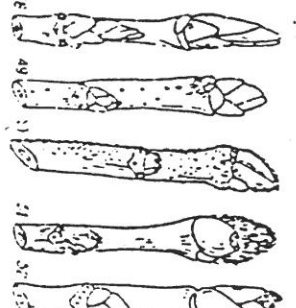
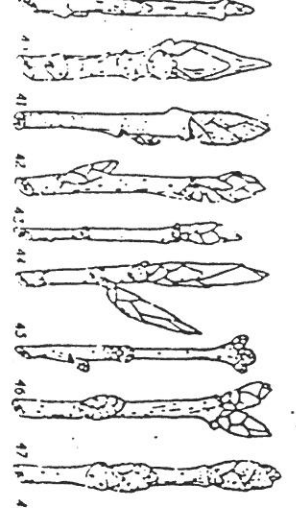
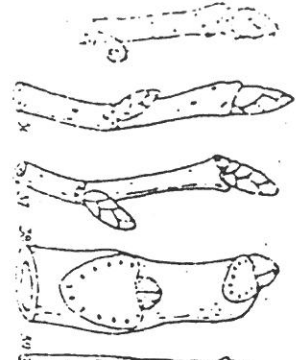
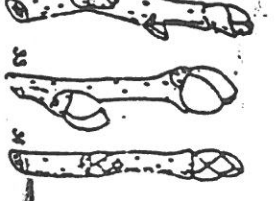
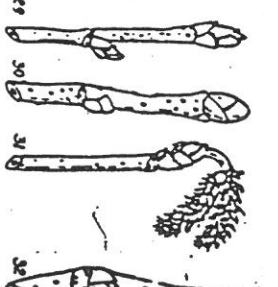
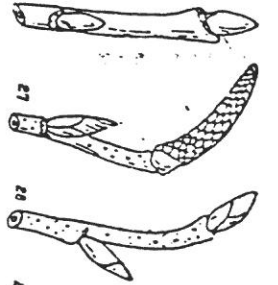
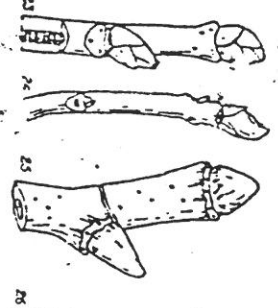
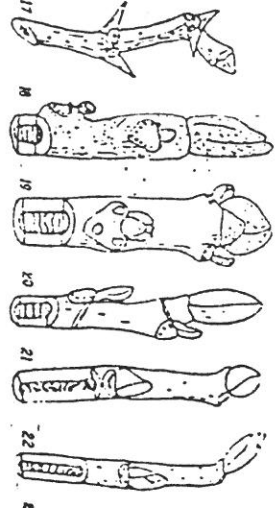
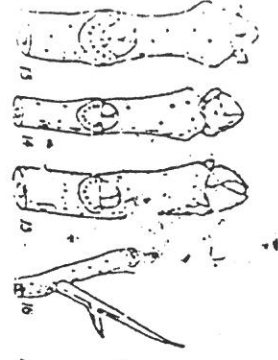
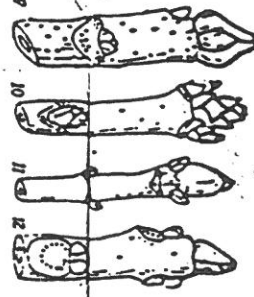
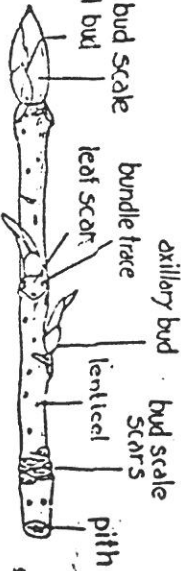


CHART D.— One of a series of Natural Counts published by

State Department of Education and Department of Natural Resources of West Virginia